



Technical Specification Sheet

Particulate Respirators:

RZ Mask and Filters F1, F2, F3

RZ Masks and Filters are specially designed with comfort and safety in mind. With multiple shell materials and filters to choose from, the RZ Mask is ideal for all climates and pairs well with most other personal protective equipment for comfortable, all day use.

Key Features

Filtration rate of 99.9% (*according to the latex particle challenge performed by world renowned Nelson Laboratories*)
Adjustable metal Nose Clip
Two options of comfortable, facial contouring fabric
Adjustable, stretch bands for comfort and ease
Reusable design to decrease cost and waste
One-way exhalation valves to keep you cool and dry
Low profile shape to fit seamlessly with other personal protective gear

Material Composition

Mask Shell: Nylon Mesh
Nose Clip: Aluminum
Valves: Acrylonitrile Butadiene Styrene (ABS)
Filters: Carbon Filter
*this product is BPA free and lead free

Country of Origin

This product is currently made in China with USA manufacturing coming soon!

For More information and to inquire about bulk orders or dealership of RZ Mask

RZ Mask
3201 West County Road 42 Suite 102
Burnsville, MN 55306
Toll-free 1-888-777-9422 Direct Line 952-479-6060
Hours of Operation: M-F 8am-5pm CST
Rzmask.com



Use For

F1, F3: Use for solid particulates, liquid mists, chemical and organic vapors, and ozone
F2: Use for solid particulates and liquid mists only

Do not use for

Particulates smaller than .1 um
Asbestos, arsenic, cadmium, lead, silica, 4,4-methylene (MDA), or abrasive blasting

Filtration Results

According to latex particle challenge tests performed by world renowned, Nelson Laboratories in Salt Lake City, RZ Mask filters 99.9% of all particulates to a size of .1 um for the F1, F2, and F3 filters.
For full test results and technical information, please refer to attached testing final reports.

Warning!

These products reduce exposure to certain airborne contaminants. Before use, the wearer must read and understand the *user instructions* provided as part of the product packaging. Follow all local regulations. **Misuse may result in sickness or death.**

Technologies



One Way Exhalation Valves

Our BPA free, plastic exhalation valves work to let air out but not in. This keeps the inside of the mask cool and dry while closing off for inhaled air. This ensures everything you breathe is through the filter for maximum protection. Valves are pointed out and down in order to prevent glass fogging.

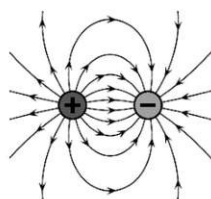
All RZ Mask Styles



Adjustable Nose Clip

The RZ Mask adjustable, metal nose clip is flexible and durable. This allows the mask to be custom fit to your face to ensure a proper seal.

All RZ Mask Styles



Electrostatic Material

Static electricity is a safe and naturally occurring process. RZ Mask filters have a weave of static prone fibers that attract airborne particles for maximum filtration capabilities.

All RZ Mask Filters



Activated Carbon

The activated carbon layer absorbs gasses and vapors to keep you safe from harmful chemicals and vapors as well as eliminating odors.

F1, F3



High Flow Filter Materials

Our premium filters have specialized, high flow materials to create nearly zero air obstruction. This material is ideal for any user working up a heavy breath without sacrificing safety.

F2, F3

Activated Carbon Technologies

Activated carbon has the ability to absorb almost any type of vapor, organic molecules, solvents, volatiles organic compounds (VOCs), odors, and a very wide variety of chemicals. It also has an extreme ability to catalytically destroy ozone; this is a major component of smog and other air pollution. Activated carbon works well under most temperatures and moisture contents, releasing the attracted moisture to absorb chemicals. This material is inert and safe for use and handling.

Filter Changing

To change your RZ Mask filter, gently unscrew the exhalation valves on each side of the mask. This allows the filter to easily detach and be replaced with a new filter. Gently and firmly screw exhalation valves back in place before additional use.

Time Use Limitation

Due to their capacity for microscopic particulates, RZ Mask filters become saturated after full use and cannot be washed for reuse. The shell of the mask can be hand washed separately with warm water and a mild soap. The lifespan of a filter is dependent on the environment and particulate concentration it is exposed to. Please keep your RZ Mask in its carrying case when not in use and change the RZ Mask filter after the following time frames:

20-30 hours of continuous use in heavy dust exposure to things such as; grain bins, off-roading, construction/demolition etc.
30-40 hours of continuous use in light dust exposure to things such as; grain bins, off-roading, construction/demolition etc.
50-60 hours of continuous use when protecting against allergens, pollutants, odors etc.

Suggested applications



Particulates: grinding, sweeping, sanding, bagging, mowing,



Vapors and contaminants: painting, varnishing, pollution, mechanic work, public safety work, medical use



Allergens: gardening, outdoor activities, animal grooming

Technical Data Contents

F1 Filters

| | |
|--|---|
| Latex Particle Challenge Final Report..... | 4 |
| Determination of Inhalation and Exhalation Resistance for Air-Purifying Respirators Final Report..... | 6 |

F2 Filters

| | |
|--|----|
| Latex Particle Challenge Final Report..... | 8 |
| Determination of Inhalation and Exhalation Resistance for Air-Purifying Respirators Final Report..... | 10 |

F3 Filters

| | |
|--|----|
| Latex Particle Challenge Final Report..... | 12 |
| Determination of Inhalation and Exhalation Resistance for Air-Purifying Respirators Final Report..... | 14 |

Latex Particle Challenge Final Report

Test Article: F1
Purchase Order: 2509
Study Number: 1033084-S01
Study Received Date: 22 Mar 2018
Testing Facility: Nelson Laboratories, LLC
6280 S. Redwood Rd.
Salt Lake City, UT 84123 U.S.A.
Test Procedure(s): Standard Test Protocol (STP) Number: STP0005 Rev 05
Deviation(s): None


Summary: This procedure was performed to evaluate the non-viable particle filtration efficiency (PFE) of the test article. Monodispersed polystyrene latex spheres (PSL) were nebulized, dried, and passed through the test article. The particles that passed through the test article were enumerated using a laser particle counter.

Three one-minute counts were performed, with the test article in the system, and the results averaged. Three one-minute control counts were performed, without a test article in the system, before and after each test article and the counts were averaged. Control counts were performed to determine the average number of particles delivered to the test article. The filtration efficiency was calculated using the average number of particles penetrating the test article compared to the average of the control values.

The procedure employed the basic particle filtration method described in ASTM F2299, with some exceptions; notably the procedure incorporated a non-neutralized challenge. In real use, particles carry a charge, thus this challenge represents a more natural state. The non-neutralized aerosol is also specified in the FDA guidance document on surgical face masks. All test method acceptance criteria were met. Testing was performed in compliance with US FDA good manufacturing practice (GMP) regulations 21 CFR Parts 210, 211 and 820.

Test Side: Outside
Area Tested: Entire Mask
Particle Size: 0.1 μ m
Laboratory Conditions: 21°C, 23% relative humidity (RH) at 1040; 20°C, 25% RH at 1403
Average Filtration Efficiency: 99.941%
Standard Deviation: 0.0152




Study Director
Brandon L. Williams


Study Completion Date



1033084-S01

801-290-7500 | nelsonlabs.com | sales@nelsonlabs.com

lbv

FRT0005-0001 Rev 4
Page 1 of 2

These results relate only to the test article listed in this report. Reports may not be reproduced except in their entirety. Subject to NL terms and conditions at www.nelsonlabs.com.

Results:

| Test Article Number | Average Test Article Counts | Average Control Counts | Filtration Efficiency (%) |
|---------------------|-----------------------------|------------------------|---------------------------|
| 1 | 7 | 12,576 | 99.947 |
| 2 | 8 | 13,040 | 99.941 |
| 3 | 7 | 13,877 | 99.947 |
| 4 | 11 | 12,504 | 99.915 |
| 5 | 6 | 12,953 | 99.954 |

Determination of Inhalation and Exhalation Resistance for Air-Purifying Respirators Final Report

Test Article: F1
Purchase Order: 2509
Study Number: 1033086-S01
Study Received Date: 22 Mar 2018
Testing Facility: Nelson Laboratories, LLC
6280 S. Redwood Rd.
Salt Lake City, UT 84123 U.S.A.
Test Procedure(s): Standard Test Protocol (STP) Number: STP0145 Rev 05
Deviation(s): None

Summary: This procedure was performed to evaluate the differential pressure of non-powered air-purifying particulate respirators in accordance with 42 CFR Part 84.180. The air exchange differential or breathability of respirators was measured for inhalation resistance using NIOSH procedure TEB-APR-STP-0007 and exhalation resistance with NIOSH procedure TEB-APR-STP-0003. The differential pressure technique is a simple application of a basic physical principle employing a water manometer differential upstream and downstream of the test material, at a constant flow rate.

According to 42 CFR Part 84.64, pretesting must be performed by all applicants as part of the application process with NIOSH. Results seen below are part of that pretesting and must be submitted to and accepted by NIOSH for respirator approval.

The inhalation resistance criteria as stated in 42 CFR Part 84.180 is an initial inhalation not exceeding 35 mm water column height pressure. The test articles submitted by the sponsor conform to this NIOSH criterion for airflow resistance.

The exhalation resistance criteria as stated in 42 CFR Part 84.180 is an initial exhalation not exceeding 25 mm water column height pressure. The test articles submitted by the sponsor conform to this NIOSH criterion for airflow resistance.

All test method acceptance criteria were met. Testing was performed in compliance with US FDA good manufacturing practice (GMP) regulations 21 CFR Parts 210, 211 and 820.


Study Director
Brandon L. Williams




Study Completion Date



1033086-S01

801-290-7500 | nelsonlabs.com | sales@nelsonlabs.com

myf

FRT0145-0001 Rev 3
Page 1 of 2

These results relate only to the test article listed in this report. Reports may not be reproduced except in their entirety. Subject to NL terms and conditions at www.nelsonlabs.com.

Results:

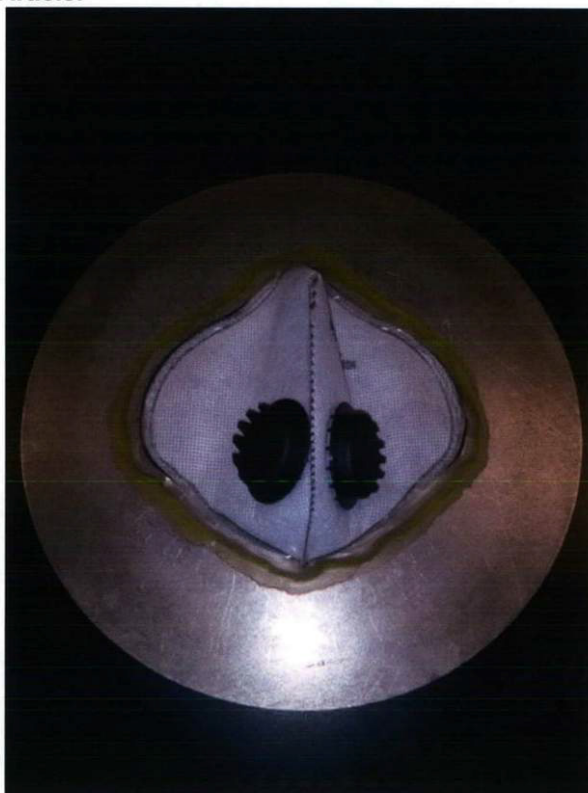
| Test Article Number | Inhalation Resistance (mm H ₂ O) | Exhalation Resistance (mm H ₂ O) |
|---------------------|---|---|
| 1 | 11.8 | 5.8 |
| 2 | 11.7 | 4.9 |
| 3 | 10.4 | 4.4 |

Test Method Acceptance Criteria: The resistance measurement for the reference plate must be within ± 3 standard deviations of the mean established in the control chart.

Procedure: A complete respirator was mounted to a test fixture comprised of a metal plate with an approximate 3.5 inch diameter hole in the center to allow airflow to reach the mask. The sample holder was assembled by placing a Plexiglas collar around the test fixture and topping with another metal disc with a 3.5 inch opening in the center. The sample holder is held tightly together with clamps and connected to an air source. The manometer is attached to the sample holder by a connection port on the Plexiglas collar.

Before testing, the manometer was zeroed and the back pressure in the sample holder checked and verified to be acceptable. Resistance measurements were taken with a manometer capable of measuring at least 6 inches of water. For inhalation testing, a negative airflow (vacuum) was applied. For exhalation testing, a positive airflow (compressed air) was used. Airflow was passed through the sample holder at approximately 85 ± 2 liters per minute (L/min).

Sponsor-Supplied Test Article:





Results:

| Test Article Number | Average Test Article Counts | Average Control Counts | Filtration Efficiency (%) |
|---------------------|-----------------------------|------------------------|---------------------------|
| 1 | 11 | 12,463 | 99.912 |
| 2 | 3 | 12,709 | 99.979 |
| 3 | 9 | 13,244 | 99.932 |
| 4 | 6 | 13,342 | 99.955 |
| 5 | 12 | 12,817 | 99.909 |

Determination of Inhalation and Exhalation Resistance for Air-Purifying Respirators Final Report

Test Article: F2
Purchase Order: 2507
Study Number: 1017082-S01
Study Received Date: 26 Jan 2018
Testing Facility: Nelson Laboratories, LLC, a Business Unit of Sterigenics International
6280 S. Redwood Rd.
Salt Lake City, UT 84123 U.S.A.
Test Procedure(s): Standard Test Protocol (STP) Number: STP0145 Rev 04
Deviation(s): None

Summary: This procedure was performed to evaluate the differential pressure of non-powered air-purifying particulate respirators in accordance with 42 CFR Part 84.180. The air exchange differential or breathability of respirators was measured for inhalation resistance using NIOSH procedure TEB-APR-STP-0007 and exhalation resistance with NIOSH procedure TEB-APR-STP-0003. The differential pressure technique is a simple application of a basic physical principle employing a water manometer differential upstream and downstream of the test material, at a constant flow rate.

According to 42 CFR Part 84.64, pretesting must be performed by all applicants as part of the application process with NIOSH. Results seen below are part of that pretesting and must be submitted to and accepted by NIOSH for respirator approval.

The inhalation resistance criteria as stated in 42 CFR Part 84.180 is an initial inhalation not exceeding 35 mm water column height pressure. The test articles submitted by the sponsor conform to this NIOSH criterion for airflow resistance.

The exhalation resistance criteria as stated in 42 CFR Part 84.180 is an initial exhalation not exceeding 25 mm water column height pressure. The test articles submitted by the sponsor conform to this NIOSH criterion for airflow resistance.

All test method acceptance criteria were met. Testing was performed in compliance with US FDA good manufacturing practice (GMP) regulations 21 CFR Parts 210, 211 and 820.

Results:

| Test Article Number | Inhalation Resistance (mm H ₂ O) | Exhalation Resistance (mm H ₂ O) |
|---------------------|---|---|
| 1 | 1.4 | <0.2 |
| 2 | 1.0 | <0.2 |
| 3 | 1.2 | <0.2 |


Study Director

Brandon L. Williams



05 Feb 2018
Study Completion Date



1017082-S01



Test Method Acceptance Criteria: The resistance measurement for the reference plate must be within ± 3 standard deviations of the mean established in the control chart.

Procedure: A complete respirator was mounted to a test fixture comprised of a metal plate with an approximate 3.5 inch diameter hole in the center to allow airflow to reach the mask. The sample holder was assembled by placing a Plexiglas collar around the test fixture and topping with another metal disc with a 3.5 inch opening in the center. The sample holder is held tightly together with clamps and connected to an air source. The manometer is attached to the sample holder by a connection port on the Plexiglas collar.

Before testing, the manometer was zeroed and the back pressure in the sample holder checked and verified to be acceptable. Resistance measurements were taken with a manometer capable of measuring at least 6 inches of water. For inhalation testing, a negative airflow (vacuum) was applied. For exhalation testing, a positive airflow (compressed air) was used. Airflow was passed through the sample holder at approximately 85 ± 2 liters per minute (L/min).



Sponsor:
Josh Torbenson
RZ Mask LLC
3201 County Rd 42 W
Suite 102
Burnsville, MN 55306

Latex Particle Challenge Final Report


Test Article: F3
Purchase Order: 2507
Study Number: 1017085-S01
Study Received Date: 26 Jan 2018
Testing Facility: Nelson Laboratories, LLC, a Business Unit of Sterigenics International
6280 S. Redwood Rd.
Salt Lake City, UT 84123 U.S.A.
Test Procedure(s): Standard Test Protocol (STP) Number: STP0005 Rev 05
Deviation(s): None

Summary: This procedure was performed to evaluate the non-viable particle filtration efficiency (PFE) of the test article. Monodispersed polystyrene latex spheres (PSL) were nebulized, dried, and passed through the test article. The particles that passed through the test article were enumerated using a laser particle counter.

Three one-minute counts were performed, with the test article in the system, and the results averaged. Three one-minute control counts were performed, without a test article in the system, before and after each test article and the counts were averaged. Control counts were performed to determine the average number of particles delivered to the test article. The filtration efficiency was calculated using the average number of particles penetrating the test article compared to the average of the control values.

The procedure employed the basic particle filtration method described in ASTM F2299, with some exceptions; notably the procedure incorporated a non-neutralized challenge. In real use, particles carry a charge, thus this challenge represents a more natural state. The non-neutralized aerosol is also specified in the FDA guidance document on surgical face masks. All test method acceptance criteria were met. Testing was performed in compliance with US FDA good manufacturing practice (GMP) regulations 21 CFR Parts 210, 211 and 820.

Test Side: Outside
Area Tested: Entire Mask (Only tested the inner layer of material, not the entire product)
Particle Size: 0.1 μ m
Laboratory Conditions: 21°C, 23% relative humidity (RH) at 1132; 22°C, 23% RH at 1417
Average Filtration Efficiency: >99.963%
Standard Deviation: 0.0223


Study Director

Brandon L. Williams



07 Feb 2018
Study Completion Date



1017085-S01

P.O. Box 571830 | Murray, UT 84157-1830 U.S.A. • 6280 South Redwood Road | Salt Lake City, UT 84123-6600 U.S.A.
www.nelsonlabs.com • Telephone 801 290 7500 • Fax 801 290 7998 • sales@nelsonlabs.com

ks

FRT0005-0001 Rev 4
Page 1 of 2

These results relate only to the test article listed in this report. Reports may not be reproduced except in their entirety. Subject to NL terms and conditions at www.nelsonlabs.com.



Results:

| Test Article Number | Average Test Article Counts | Average Control Counts | Filtration Efficiency (%) |
|---------------------|-----------------------------|------------------------|---------------------------|
| 1 | <1 ^a | 10,724 | >99.9969 |
| 2 | 8 | 12,902 | 99.935 |
| 3 | 4 | 13,129 | 99.967 |
| 4 | 6 | 13,597 | 99.956 |
| 5 | 6 | 14,622 | 99.959 |

^a There were no detected particles penetrating this filter during testing.

Determination of Inhalation and Exhalation Resistance for Air-Purifying Respirators Final Report

Test Article: F3
Purchase Order: 2507
Study Number: 1017083-S01
Study Received Date: 26 Jan 2018
Testing Facility: Nelson Laboratories, LLC, a Business Unit of Sterigenics International
6280 S. Redwood Rd.
Salt Lake City, UT 84123 U.S.A.
Test Procedure(s): Standard Test Protocol (STP) Number: STP0145 Rev 04
Deviation(s): None

Summary: This procedure was performed to evaluate the differential pressure of non-powered air-purifying particulate respirators in accordance with 42 CFR Part 84.180. The air exchange differential or breathability of respirators was measured for inhalation resistance using NIOSH procedure TEB-APR-STP-0007 and exhalation resistance with NIOSH procedure TEB-APR-STP-0003. The differential pressure technique is a simple application of a basic physical principle employing a water manometer differential upstream and downstream of the test material, at a constant flow rate.

According to 42 CFR Part 84.64, pretesting must be performed by all applicants as part of the application process with NIOSH. Results seen below are part of that pretesting and must be submitted to and accepted by NIOSH for respirator approval.

The inhalation resistance criteria as stated in 42 CFR Part 84.180 is an initial inhalation not exceeding 35 mm water column height pressure. The test articles submitted by the sponsor conform to this NIOSH criterion for airflow resistance.

The exhalation resistance criteria as stated in 42 CFR Part 84.180 is an initial exhalation not exceeding 25 mm water column height pressure. The test articles submitted by the sponsor conform to this NIOSH criterion for airflow resistance.

All test method acceptance criteria were met. Testing was performed in compliance with US FDA good manufacturing practice (GMP) regulations 21 CFR Parts 210, 211 and 820.

Results:

| Test Article Number | Inhalation Resistance (mm H ₂ O) | Exhalation Resistance (mm H ₂ O) |
|---------------------|---|---|
| 1 | 1.2 | <0.2 |
| 2 | 1.9 | <0.2 |
| 3 | 2.0 | <0.2 |


Study Director

Brandon L. Williams



05 Feb 2018
Study Completion Date



1017083-S01

Test Method Acceptance Criteria: The resistance measurement for the reference plate must be within ± 3 standard deviations of the mean established in the control chart.

Procedure: A complete respirator was mounted to a test fixture comprised of a metal plate with an approximate 3.5 inch diameter hole in the center to allow airflow to reach the mask. The sample holder was assembled by placing a Plexiglas collar around the test fixture and topping with another metal disc with a 3.5 inch opening in the center. The sample holder is held tightly together with clamps and connected to an air source. The manometer is attached to the sample holder by a connection port on the Plexiglas collar.

Before testing, the manometer was zeroed and the back pressure in the sample holder checked and verified to be acceptable. Resistance measurements were taken with a manometer capable of measuring at least 6 inches of water. For inhalation testing, a negative airflow (vacuum) was applied. For exhalation testing, a positive airflow (compressed air) was used. Airflow was passed through the sample holder at approximately 85 ± 2 liters per minute (L/min).